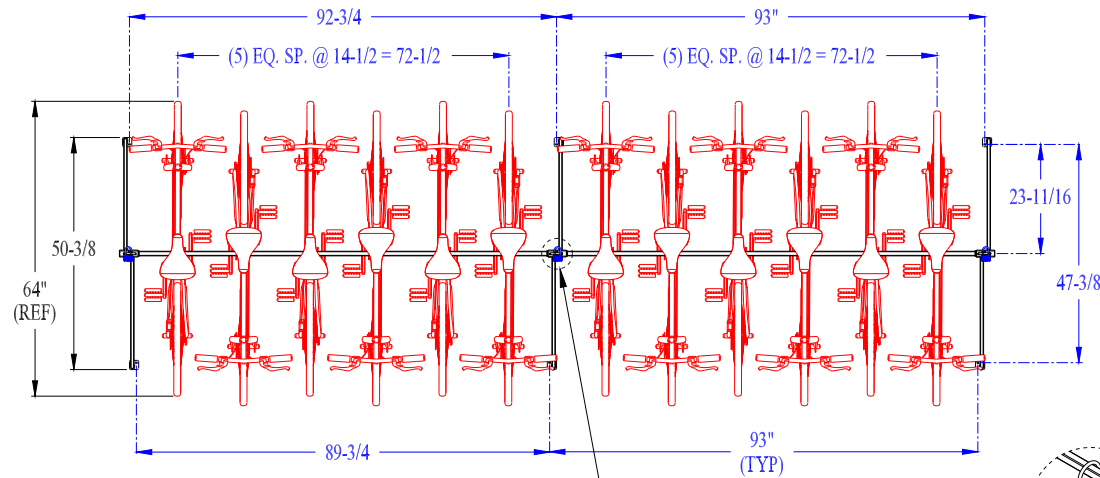
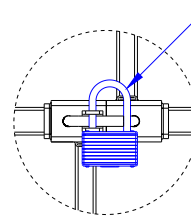


(2) Bike Checks {B-Rack} Shown
{12-Bike} Capacity



See View A


Lock Loops
{Optional}



View A
6:1

Locks Supplied
By Customer

{Taupe} Paint Scheme
{Optional}
{Silver} Paint Scheme
{Standard}



(1) Bike Check {B-Rack} Shown
{6-Bike} Capacity

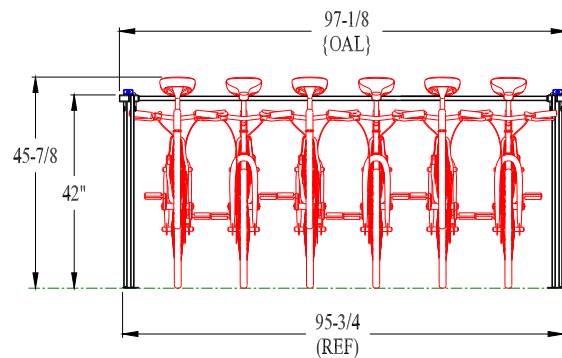
THE B-RACK FRAME CONTRUCTION IS 1" SQUARE HEAVY WALL TUBE STEEL SPANNER WITH 1-1/2" SQUARE HEAVY WALL STEEL INTERLOCKING TUBE COUPLERS & (4) 3/4" SQUARE HEAVY WALL STEEL TUBULAR LEGS

BLACK PLASTIC TUBE CAPS ARE PLACED IN THE OPEN ENDS OF TUBING

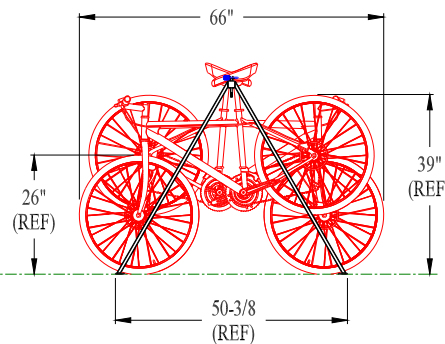
3/8" \varnothing CRS STEEL LOCK LOOPS 1-1/2" ID x 8-5/8" CENTERS
(6) RINGS ARE RECOMMEND PER RACK & ARE PURCHASED SEPERATELY

RACKS ARE SILVER POWDER COATED OR TAUPE {OPTIONAL}

SHIPPING WEIGHT IS 40 LBS. OR 18.1 KG. PER ASSEMBLY



FRONT VIEW



SIDE VIEW

SHEET 1 OF 1	A	RELEASE FOR QUOTE		10/15/18	
	REV	DESCRIPTION		DATE	
TOLERANCES UNLESS OTHERWISE SPECIFIED: +/-	BIKE CHECK {EVENT} RACK ASSEMBLY				
	BOB SLYH 11/15/18		Cycle Safe 5211 CASCADE ROAD - SUITE 210 GRAND RAPIDS, MI 49546 www.cyclesafe.com		
	CHECKED DATE				
	APPROVED DATE				
	.X .030	D		{6-BIKE} B-RACK (2-SIDE) ASSEMBLY	
.XX .010					
.XXX .005					
ANGLE 1/2"					

5211 CASCADE ROAD - SUITE 210
GRAND RAPIDS, MI 49546
www.cyclesafe.com